

Deep Freeze and Faronics

Your hi-rise computers have Faronics Cloud installed on them. This is a suite of security programs that can be managed remotely. (As a computer administrator you will not be doing this.)

The installed programs are:

- Faronics Antivirus
- Winselect
- Deepfreeze

Faronics Antivirus is your antivirus program. You generally don't have to update this manually.

Winselect is a program that allows us to limit what residents can do on the computers. It controls things like the print limit and installing software. In most cases you won't be doing anything with this as a computer administrator.

Deepfreeze is the program that prevents users from making permanent changes to the computer environment. You need to disable this program when you install software on the computers or run Windows update. **If you do not do this any updates you install will be erased when the computer restarts.**

Notes:


Thaw= disable

Freeze= enable

When you go to update the computers or work on them, the first thing you should do is "thaw" the computer.

Here is how to 'thaw' a drive. The same steps are used to 'freeze' it when you are done.

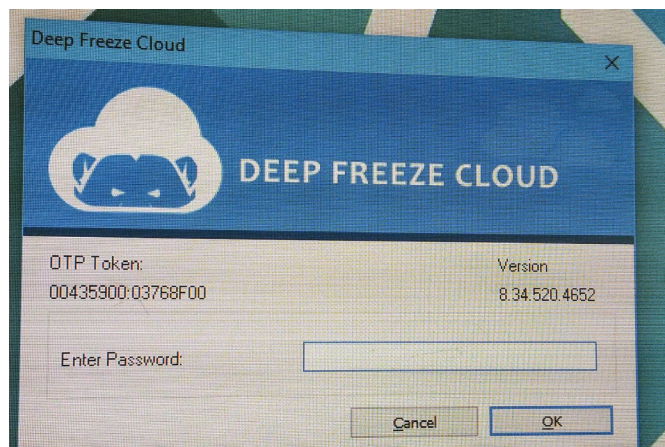
There are two ways to access the Deepfreeze console:



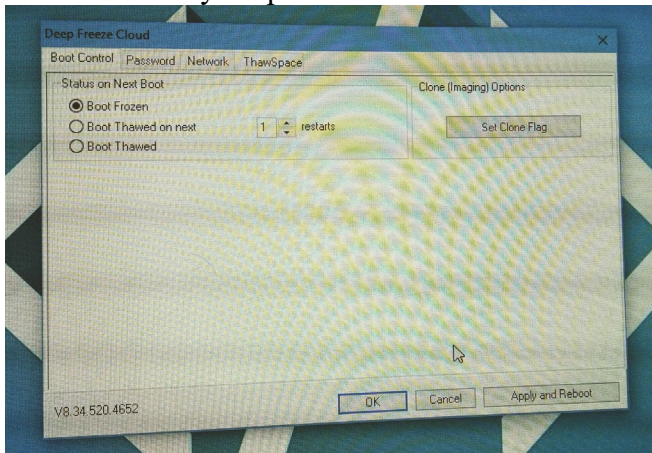
Hold down the SHIFT key and double-click the Deep Freeze icon.

Alternatively, you can press CTRL+ALT+SHIFT+F6.

A Password dialog will be displayed.



1. Enter your password and click OK. You will see this window.



2. Select "Boot Thawed" and click OK. This will disable Deep Freeze on the next reboot.

3. The same steps can be used to enable (Freeze) Deep Freeze. The only change is to select "Boot Frozen" instead of "Boot Thawed".

4. It is not recommended to choose "Boot thawed on next restart". Doing that will only thaw the computer for one reboot (Or the number of reboots you specify.) If you need to reboot the computer more times while updating and forget to change the setting the computer might be refrozen in the middle of your updates.

The password for Deep Freeze is the same as the admin password for your computers.